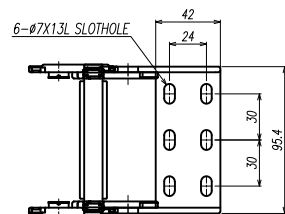
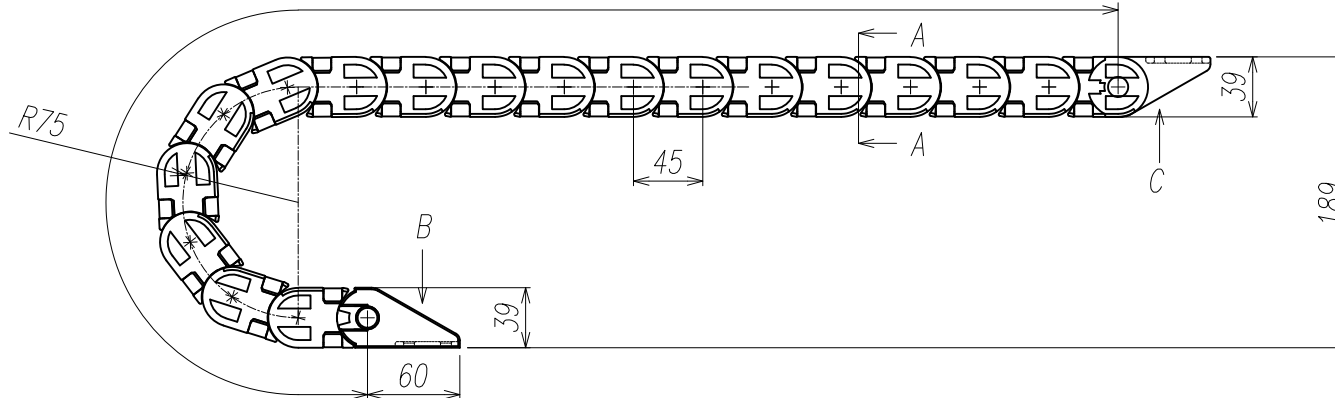


General tolerances											
Welded Constructions (DIN EN ISO 13920-B)						Machining (DIN 7168-m)					
2 ~ 30	30 ~ 120	120 ~ 400	400 ~ 1000	1000 ~ 2000	2000 ~ 4000	0.5 ~ 3	3 ~ 6	6 ~ 30	30 ~ 120	120 ~ 140	400 ~ 1000
±1	±2	±2	±3	±4	±6	±0.1	±0.1	±0.2	±0.3	±0.5	±0.8

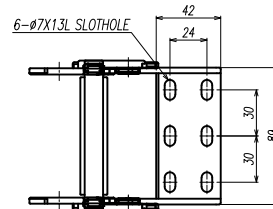
기호 MARK	일자 DATE	변경내역 DETAIL OF REVISION(E.C.ZONE)	설계번호 E.C. NO.	설계 DGN	검토 CHK	승인 APP
△0	-	-				
△1	-	-				
△2	-	-				

P X LINK = L



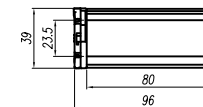
VIEW B

FIX BRACKET(S=1:1)



VIEW C

MOVE BRACKET(S=1:1)



SECTION A-A (S=1:1)

도면 NO.	品名 DESCRIPTION	寸数 SIZE	材質 MATERIAL	UNIT	TOTAL Q.TY (수량)	PER UNIT W.T (중량)	비고 REMARKS
CUSTOMER & YARD							
승인 APP	N.H.KIM '23.02.03	명칭 TITLE	KC045-R75-W80-EBPL				
검토 CHK		도면번호 DWG NO.	-				
설계 DGN	N.H.KIM '23.02.03	KBBE Co.,Ltd.					SCALE N/S
제도 DRW							△