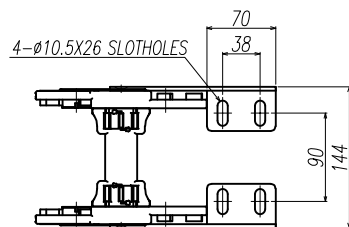
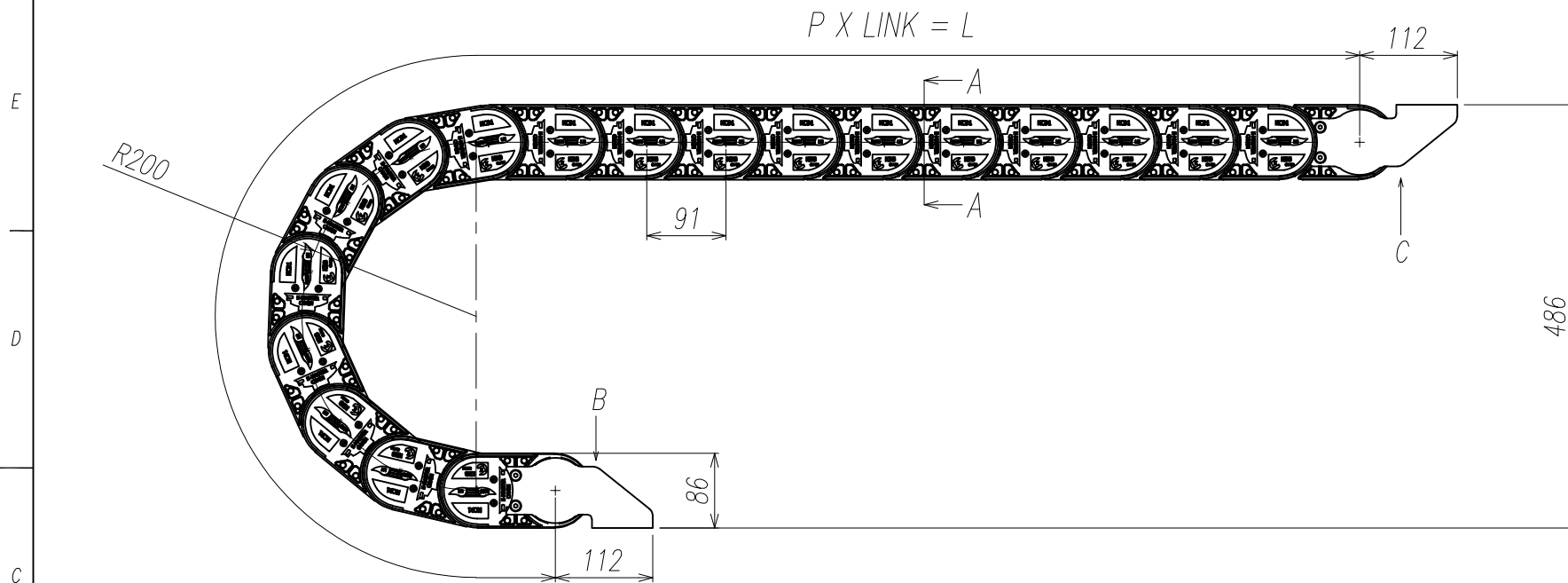


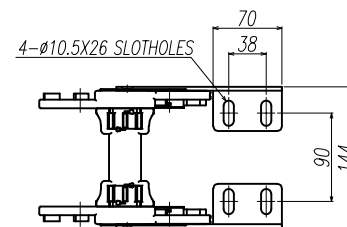
General tolerances											
Welded Constructions (DIN EN ISO 13920-B)						Machining (DIN 7168-m)					
2 ~ 30	30 ~ 120	120 ~ 400	400 ~ 1000	1000 ~ 2000	2000 ~ 4000	0.5 ~ 3	3 ~ 6	6 ~ 30	30 ~ 120	120 ~ 140	400 ~ 1000
±1	±2	±2	±3	±4	±6	±0.1	±0.1	±0.2	±0.3	±0.5	±0.8

		2		1		
기호 MARK	일자 DATE	변경 내역 DETAIL OF REVISION(E.C.ZONE)	설계번호 E.C. NO.	설계 DGN	검토 CHK	승인 APP
①	-	-				
①	-	-				
②	-	-				



VIEW B

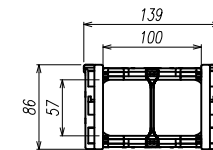
FIX BRACKET(S=1:1)



VIEW C

---

MOVE BRACKET(S=1:1)



SECTION A-A (S=1:1)

品名 ITEM	品名 DESCRIPTION	尺寸 SIZE	材質 MATERIAL	UNIT	TOTAL	PERMIT	TOTAL	備註 REMARKS
				QTY (个)		W.T (重量)		
CUSTOMER & YARD		-						
品名 APP	N/H KIM "24.02.16	品名 TITLE	KC091-R200-W100-EBST					④ ㊚
品名 CHK	品名 DWG NO.	-					SHEET 1 of 1	SIZE A3
品名 DSM	N/H KIM "24.02.16	KBBE Co.,Ltd.						SCALE N/S
品名 DRW	T/I KIM "24.02.16							