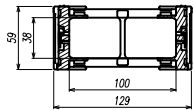
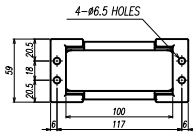
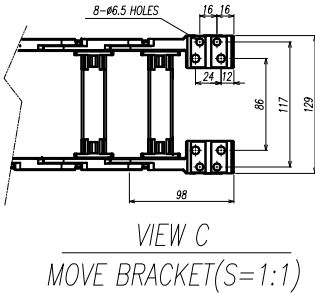
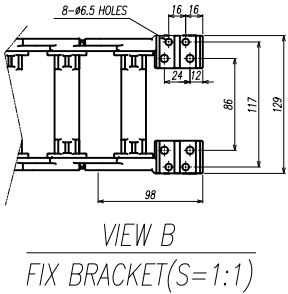


General Tolerances											
Welded Constructions (DIN EN ISO 13920-B)						Machining (DIN 7168-m)					
2 ~ 30	30 ~ 120	120 ~ 400	400 ~ 1000	1000 ~ 2000	2000 ~ 4000	0.5 ~ 3	3 ~ 6	6 ~ 30	30 ~ 120	120 ~ 140	400 ~ 1000
±1	±2	±2	±3	±4	±6	±0.1	±0.1	±0.2	±0.3	±0.5	±0.8

기호 MARK	일자 DATE	변경내역 DETAIL OF REVISION(E.C.ZONE)	설계번호 E.C. NO.	설계 DGN	검토 CHK	승인 APP
△	-	-				
▽	-	-				
◇	-	-				



SECTION A-A (S=1:1)  
PLBAR TYPE

도면 NO.	品 DESCRIPTION	기수 SIZE	材 質 MATERIAL	UNIT QTY (개)	TOTAL W.T (kg)	PER UNIT W.T (kg)	TOTAL	비고 REMARKS
CUSTOMER & YARD		-						
승인 APP	N.H KIM '24.02.16	명칭 TITLE	KC625-R150-W100-EBPL					④
검토 CHK		도면번호 DWG NO.	-				SHEET 1 of 1	SIZE A3
설계 DGN	N.H KIM '24.02.16	KBBE Co.,Ltd.						SCALE N/S
제도 DRW	T.J KIM '24.02.16							