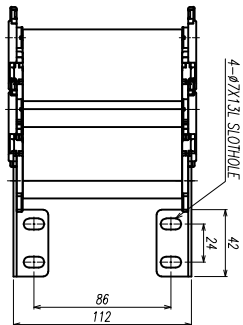
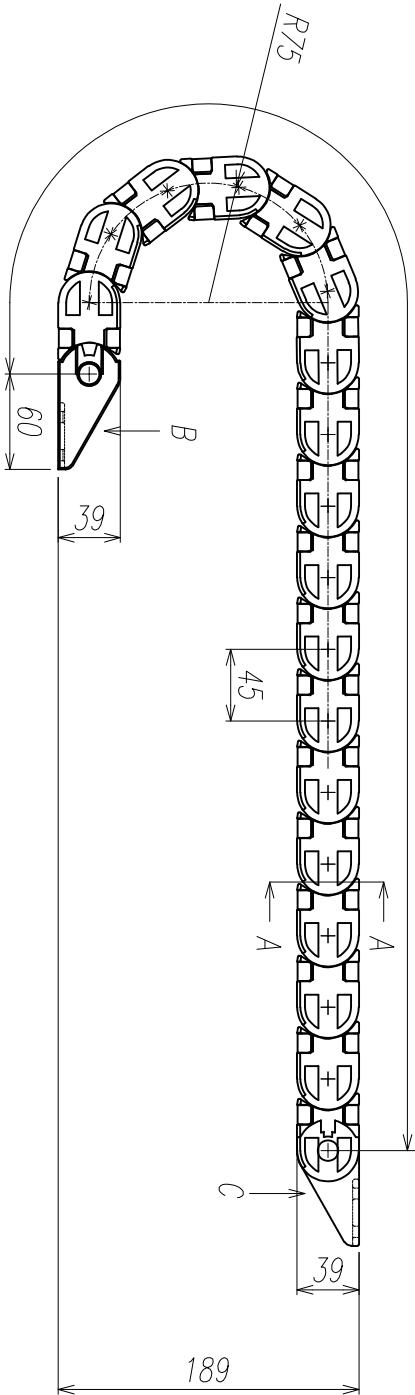


General tolerances											
Machined Constructions (DIN EN ISO 13920-B)						Machining (DIN 7168-m)					
2	30	120	400	1000	2000	0.5	3	6	30	120	400
30	120	400	1000	2000	4000	3	6	30	120	140	1000
±1	±2	±2	±3	±4	±6	±0.1	±0.1	±0.2	±0.3	±0.5	±0.8

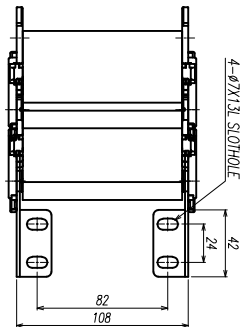
기호	일자	반영일자	상세번호	상세	검토	승인
MARK	DATE	DETAIL OF REVISION (C ZONE)	E.C. NO.	DSN	CHK	APP
△	-	-				
△	-	-				
△	-	-				

P X LINK = L



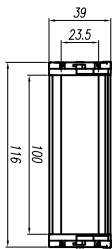
VIEW B

FIX BRACKET(S=1:1)



VIEW C

MOVE BRACKET(S=1:1)



SECTION A-A (S=1:1)

CUSTOMER & YARD													
NO.	DESCRIPTION	SIZE	MATERIAL	UNIT	TOTAL	REMARK	TOTAL	NO.	DESCRIPTION				
82	NH NM	TIME	KCBDE-R75-W100-EBST										
85	APP	23.02.03											
85	OK	DSN											
85	NH NM	23.02.03											
85	OK	DSN	KBBE Co., Ltd.										
REMARKS													
SHEET 1 of 1													
SCALE N/S													
△													