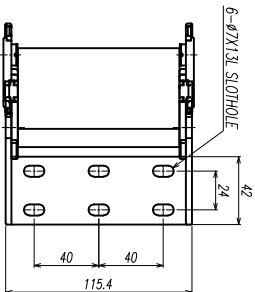
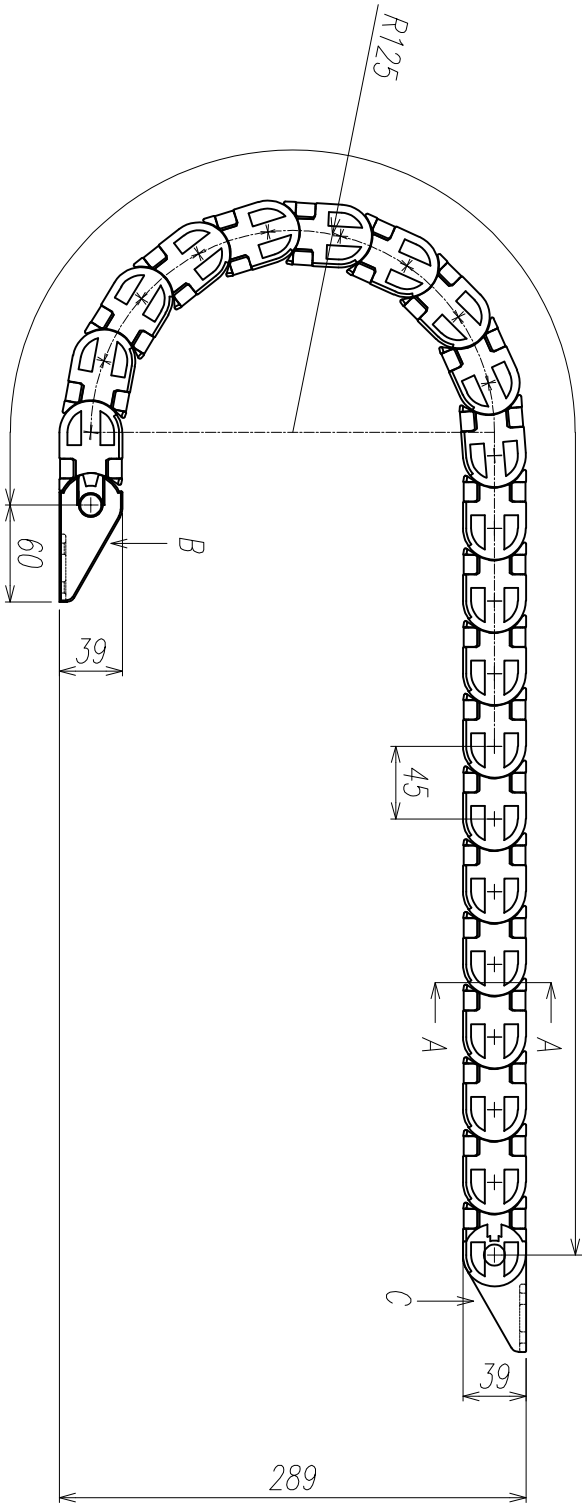


General tolerances											
Machined Constructions (DIN EN ISO 13920-B)						Machining (DIN 7168-m)					
2	30	120	400	1000	2000	0.5	3	6	30	120	400
30	120	400	1000	2000	4000	3	6	30	120	140	1000
F	±1	±2	±2	±3	±4	±6	±0.1	±0.1	±0.2	±0.3	±0.5

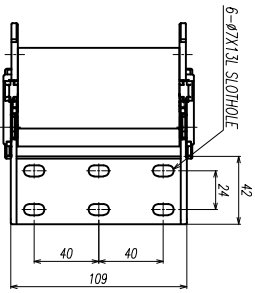
기호	일자	판정일자	설계번호	검토	승인
MARK	DATE	DETAIL OF REVISION(CO.ZONE)	E.C.NO.	CHK	APP
△	-	-			
△	-	-			
△	-	-			

P X LINK = L



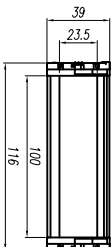
VIEW B

FIX BRACKET(S=1:1)



VIEW C

MOVE BRACKET(S=1:1)



SECTION A-A (S=1:1)

CUSTOMER & YARD									
NO.	DESCRIPTION	SIZE	MATERIAL	UNIT	TOTAL	PERMANENT	TOTAL	REMARKS	
	冊数	尺寸	層数	単位	総計	残存計	総計		
K0046-R125-W100-EBRL									
82	NH INV	2310203							
85	APP	2310203							
86	CHK	2310203							
87	DES	2310203							
88	REV	2310203							
KBBE Co., Ltd.									
SCALE									
N/S									
△									