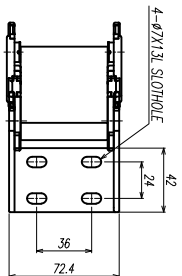
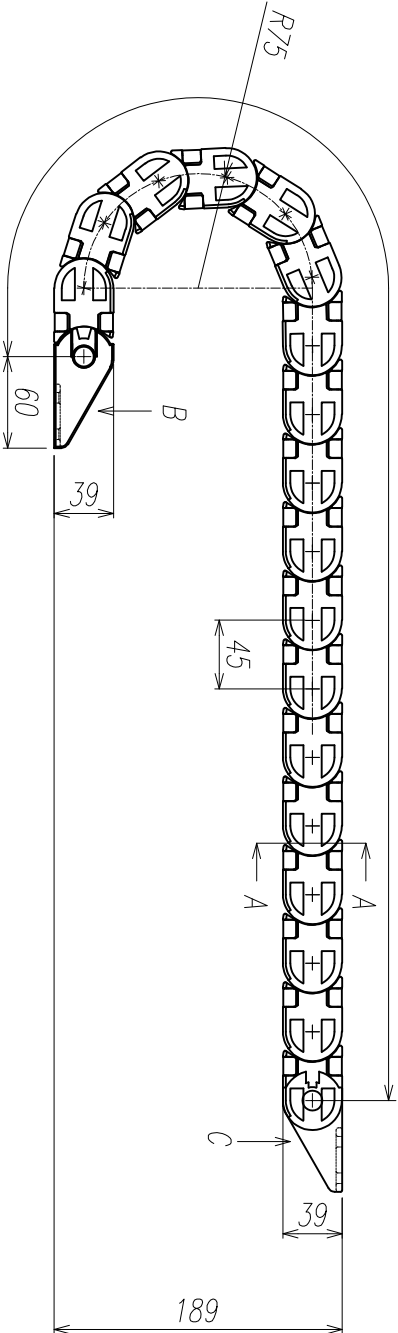


| General tolerances | | | | | | | | | | | |
|---|-----|-----|------|------|------|------------------------|------|------|------|------|------|
| Machined Constructions (DIN EN ISO 13920-B) | | | | | | Machining (DIN 7168-m) | | | | | |
| 2 | 30 | 120 | 400 | 1000 | 2000 | 0.5 | 3 | 6 | 30 | 120 | 400 |
| 30 | 120 | 400 | 1000 | 2000 | 4000 | 3 | 6 | 30 | 120 | 140 | 1000 |
| ±1 | ±2 | ±2 | ±3 | ±4 | ±6 | ±0.1 | ±0.1 | ±0.2 | ±0.3 | ±0.5 | ±0.8 |

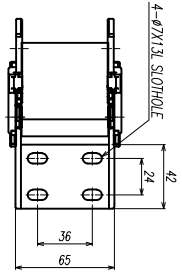
| 기호 | 날짜 | 변경내역 (DETAIL OF REVISION/ZONE) | 설계번호 E.C. NO. | 설계 DSN | 검토 CHK | 승인 APP |
|----|----|-----------------------------------|------------------|-----------|-----------|-----------|
| △ | - | - | | | | |
| △ | - | - | | | | |
| △ | - | - | | | | |

P X LINK = L



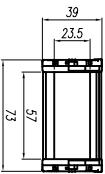
VIEW B

FIX BRACKET(S=1:1)



VIEW C

MOVE BRACKET(S=1:1)



SECTION A-A (S=1:1)

| 제출 NO. | 제출 DESCRIPTION | 제출 SIZE | 제출 MATERIAL | 제출 UNIT | 제출 TOTAL | 제출 REMARK |
|-----------|-------------------|-------------------------|----------------|------------|-------------|--------------|
| CUSTOMER | | | | | | |
| 제출 APP | 제출 TITLE | 제출 KCHG-PTS-WG7-EBPL | | | | |
| 제출 CHK | 제출 DATE | 제출 23.02.03 | | | | |
| 제출 DSN | 제출 SCALE | 제출 N/S | | | | |
| 제출 APP | 제출 TITLE | 제출 KCHG-PTS-WG7-EBPL | | | | |
| 제출 CHK | 제출 DATE | 제출 23.02.03 | | | | |
| 제출 DSN | 제출 SCALE | 제출 N/S | | | | |

KBBE Co., Ltd.