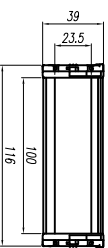
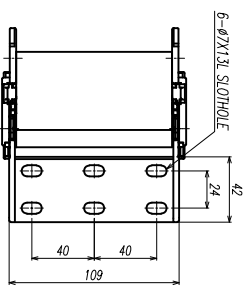
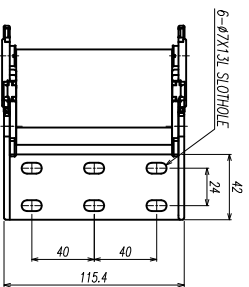
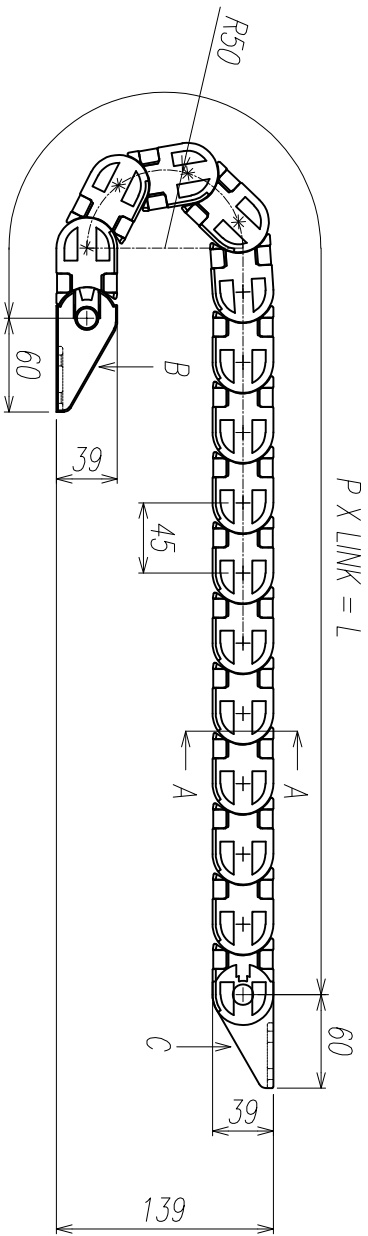


General tolerances											
Machined Constructions (DIN EN ISO 13920-B)						Machining (DIN 7168-m)					
2	30	120	400	1000	2000	0.5	3	6	30	120	400
30	120	400	1000	2000	4000	3	6	30	120	140	1000
F	±1	±2	±3	±4	±6	±0.1	±0.1	±0.2	±0.3	±0.5	±0.8

기호	일자	반영내역	설계번호	검토	승인
MARK	DATE	DETAIL OF REVISION (C ZONE)	E.C. NO.	DSN	CHK
△	-	-			
△	-	-			
△	-	-			



VIEW B

VIEW C

SECTION A-A (S=1:1)

FIX BRACKET(S=1:1)

MOVE BRACKET(S=1:1)

제출 NO.	수령 DESCRIPTION	제출 SIZE	재료 MATERIAL	단위 UNIT	총량 TOTAL	잔량 REMAINING TOTAL	비고 REMARKS
CUSTOMER							
KCB&E-R&O-W100-ESP-L							
제출 APP	23.10.03	수량 TITLE	도면명 DWG NO.	-			
제출 CHK							
제출 DES	NH NOM 23.10.03						
제출 REV							
KBBE Co., Ltd.							
SCALE							
N/S							