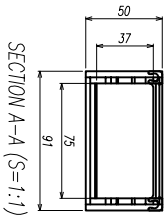
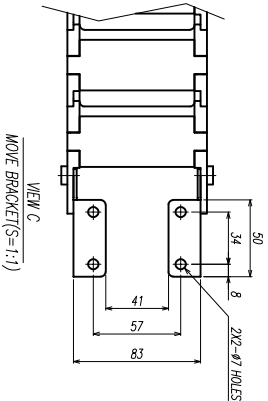
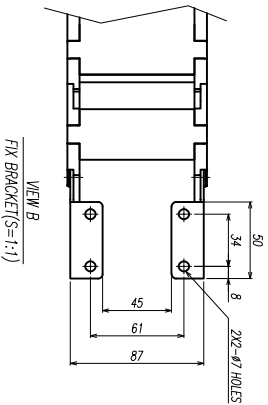
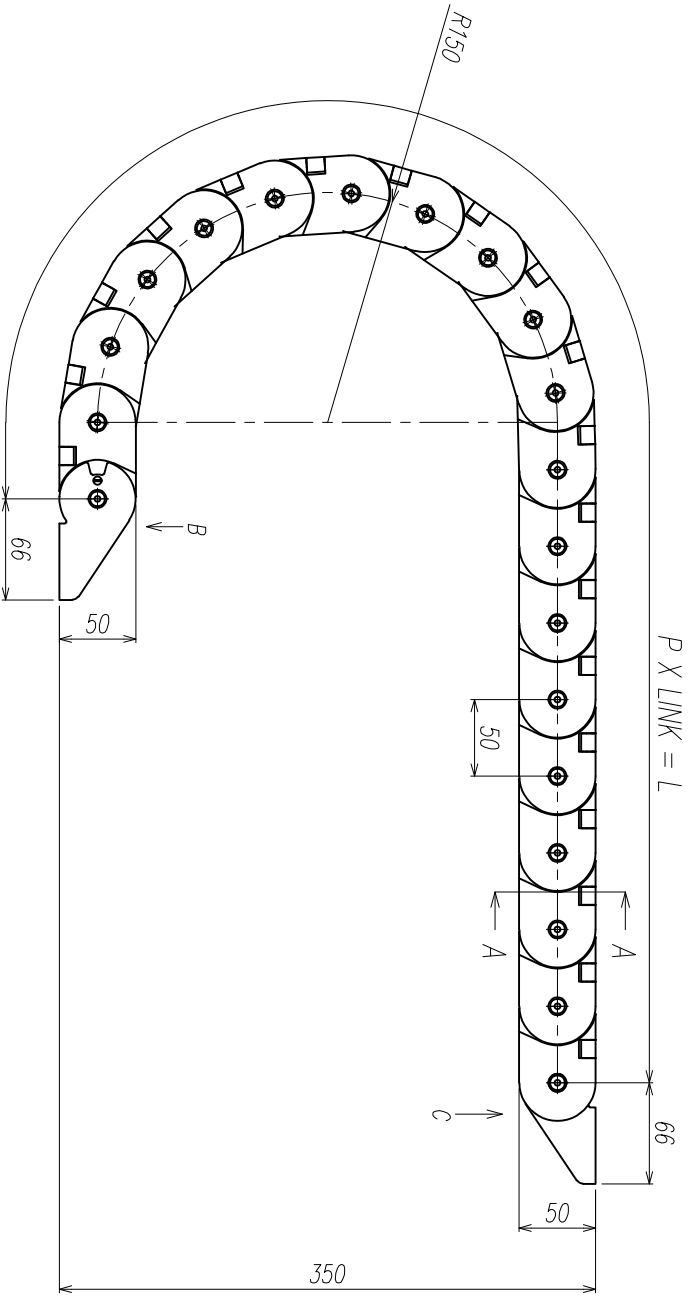


General tolerances											
Machined Constructions (DIN EN ISO 13920-B)						Machining (DIN 7168-m)					
2	30	120	400	1000	2000	0.5	3	6	30	120	400
30	120	400	1000	2000	4000	3	6	30	120	140	1000
±1	±2	±2	±3	±4	±6	±0.1	±0.1	±0.2	±0.3	±0.5	±0.8

기호	날짜	반영내역 DETAIL OF REVISION(C ZONE)	설계번호 E.C. NO.	설계 DSN	검토 CHK	승인 APP
△	-	-				
△	-	-				
△	-	-				



순서 NO.	고객사 CUSTOMER	품명 DESCRIPTION	수량 QTY	단위 UNIT	총량 TOTAL	잔량 REMAIN	비고 REMARKS
88	KBBE	WIP050-R150-W/S					
APPRO	24.02.19	DATE					
DESIGN	24.02.19	DATE					
SCALE	N/S						

KBBE Co., Ltd.