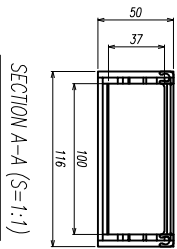
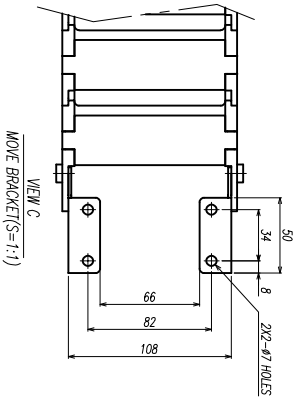
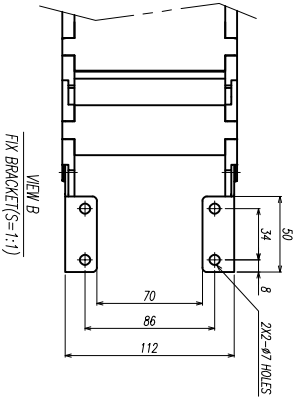
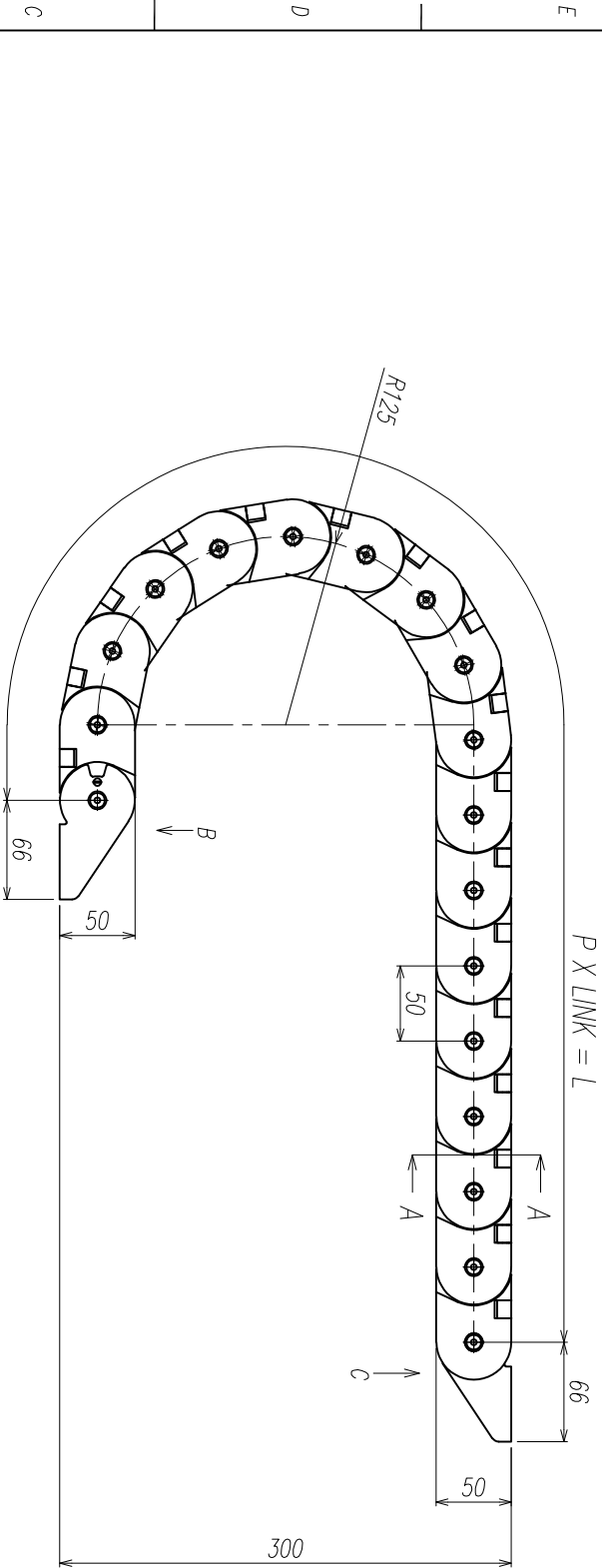


General tolerances											
Milled Constructions (DIN EN ISO 13920-B)						Machining (DIN 7168-m)					
2	30	120	400	1000	2000	0.5	3	6	30	120	400
30	120	400	1000	2000	4000	3	6	30	120	140	1000
F1	F2	F3	F4	F6	F0.1	F0.1	F0.2	F0.3	F0.5	F0.8	

기호	일자	반영일자	상세번호	상징	검토	승인
MARK	DATE	DETAIL OF REVISION(CO.ZONE)	E.C.NO.	DSN	CHK	APP
△	-	-				
△	-	-				
△	-	-				



제출 NO.	제출 DESCRIPTION	제출 SIZE	제출 MATERIAL	제출 UNIT	제출 TOTAL	제출 PERMANENT	제출 TOTAL	제출 REMARKS
CUSTOMER								
제출 APP	제출 DATE	제출 WIPRO-F125-W100						
제출 CHK	제출 DATE	제출 SHEET						
제출 DSN	제출 DATE	제출 N/S						
제출 APP	제출 DATE	제출 N/S						

KBBE Co., Ltd.