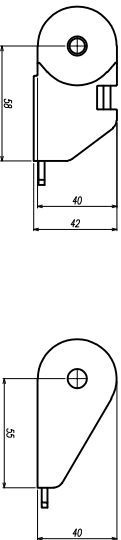
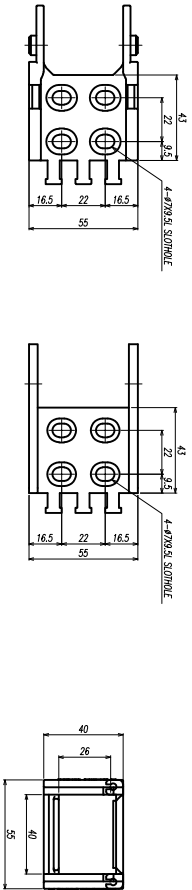
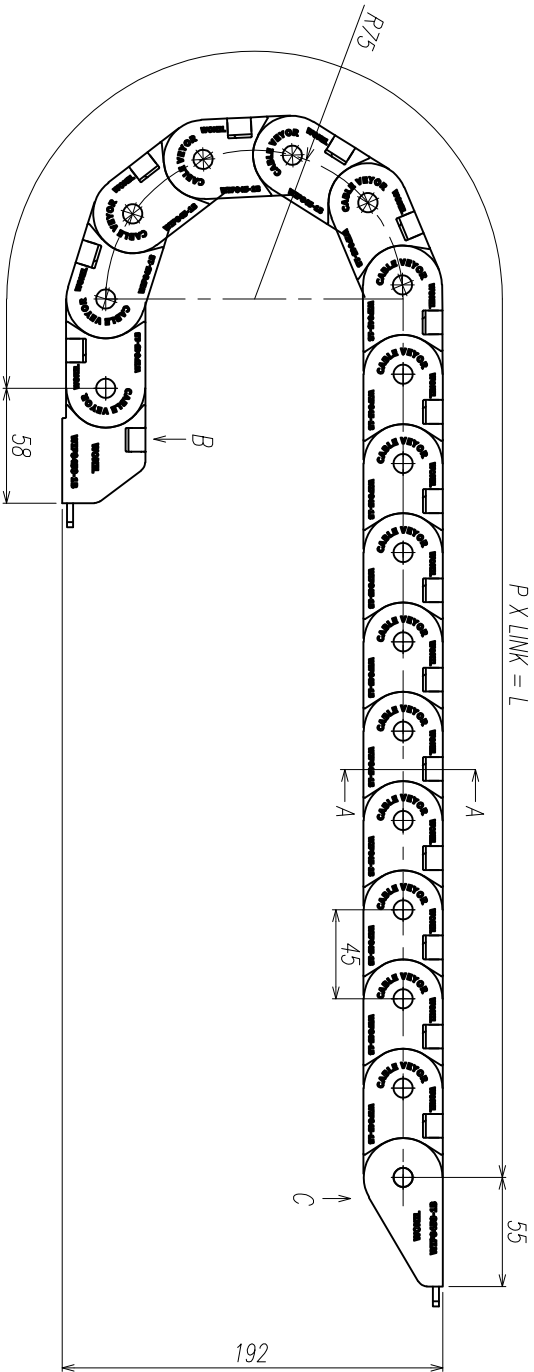


General tolerances											
Machined Constructions (DIN EN ISO 13920-B)						Machining (DIN 7168-m)					
2	30	120	400	1000	2000	0.5	3	6	30	120	400
30	120	400	1000	2000	4000	3	6	30	120	140	1000
±1	±2	±2	±3	±4	±6	±0.1	±0.1	±0.2	±0.3	±0.5	±0.8

기호	일자	반영내역	설계번호	검토	승인
MARK	DATE	DETAIL OF REVISION (C ZONE)	E.C. NO.	DSN	CHK
△	-	-			
△	-	-			
△	-	-			



VIEW B
FIX BRACKET(S=1:1)

VIEW C
MOVE BRACKET(S=1:1)

제출 NO.	제출 DESCRIPTION	제출 SIZE	제출 MATERIAL	제출 UNIT	제출 TOTAL	제출 PERMANENT	제출 TOTAL	제출 REMARKS
CUSTOMER								
제출 APP	제출 TITLE	WIP450-RTS-18						
제출 CHK	제출 DATE	제출 DRAWING NO.						
제출 DATE	제출 TIME	제출 SCALE						
제출 DATE	제출 TIME	제출 SCALE						
제출 DATE	제출 TIME	제출 SCALE						

KBBE Co., Ltd.