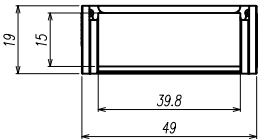
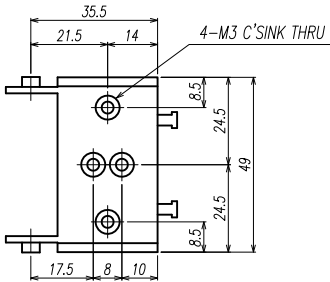


General tolerances											
Welded Constructions (DIN EN ISO 13920-B)						Machining (DIN 7168-m)					
2 ~ 30	30 ~ 120	120 ~ 400	400 ~ 1000	1000 ~ 2000	2000 ~ 4000	0.5 ~ 3	3 ~ 6	6 ~ 30	30 ~ 120	120 ~ 140	400 ~ 1000
±1	±2	±2	±3	±4	±6	±0.1	±0.1	±0.2	±0.3	±0.5	±0.8

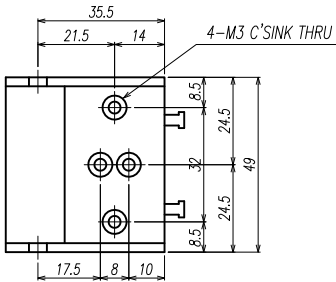
기호 MARK	일자 DATE	변경내역 DETAIL OF REVISION(E.C.ZONE)	설계번호 E.C. NO.	설계 DGN	검토 CHK	승인 APP
△0	-	-				
△1	-	-				
△2	-	-				



SECTION A-A (S=1:1)



VIEW B
FIX BRACKET(S=1:1)



VIEW C
MOVE BRACKET(S=1:1)

도면 NO.	품명 DESCRIPTION	지수 SIZE	재질 MATERIAL	UNIT Q.TY (수량)	TOTAL W.T (중량)	PER UNIT REMARKS
CUSTOMER & YARD		-				
승인 APP	N.H KIM 24.02.19	명칭 TITLE	WIP0180-R28-4B			Ⓢ
검토 CHK		도면번호 DWG NO.	-			SHEET 1 of 1
설계 DGN	N.H KIM 24.02.19	KBBE Co.,Ltd.				SCALE N/S
제도 DRW	T.I KIM 24.02.19					⚠